



UDS NEWSLETTER MARCH 2011

INSIDE THIS ISSUE:

<i>Awards Banquet</i>	1
<i>Talent Search</i>	1
<i>Upcoming Events</i>	2,6
<i>Ride the Tests</i>	3
<i>Premier Coupon</i>	4
<i>Classified Ads</i>	4,5,8
<i>School Figures</i>	5
<i>Meet the Tests</i>	6
<i>Member Application</i>	7
<i>PM Delegate Info</i>	8

Official Newsletter of the
Utah Dressage
Society

We are on the web:
Utahdressagesociety.net

We are also on Face-
book—type in Utah Dres-
sage Society for more
pictures and info.

RENEWAL FOR UDS

Reminder: UDS Membership
year ends November 30,
2010. Renewal for 2011
begins December 1, 2010.
See our website to renew on-
line
<http://utahdressagesociety.net> or
print a form and mail to
UDS
P.O. Box 562
Draper, Utah 84020

UDS AWARDS BANQUET—FEBRUARY 19, 2011

The Awards Banquet for 2010 was held at the Old Mill Country Club, Salt Lake City on February 19, 2011. It was a success! The tables were beautiful, decorated by Darcy Sundeen. The UDS would like to thank everyone for coming and participating and also thank all of the people and businesses who donated items. We had more silent auction items than every before it seemed. So a BIG thanks to:

Primer Equestrian/Heidi Zorn
Eva Adolphi
Evan Hills & Family
Mountain Horse Medical
Yvette Connely/Purina
Longpine Images
Shane Carter
The Bing Shop
Hilltop Ladies
AA Callister's
May's Home Inspections
Millbrook Farms
Haley Benzon
Paula Wild
Rebecca Maccione
Dr. Katherine Borrett
Horse Lovers Hardware
Calico Country Scents
Erin Wiesinger
Liz de Kock
Kathryn MacLeod
Stephanie Brown Beamer
Ingrid George
David MacMillan
IFA/American Fork
Dee's Designs
Janet LePera
Judy Swain
Margo Gogan
Andrea Lewis
Sagecreek Equestrian
Karen Rawson
Lynnleigh Farm Ladies

Darcy Sundeen
Horse Crazy
Carolyn Brimhall
Bonnie Cazier
Karen Weight
Nancy Burchette
Cowboy Craft, LLC
Jake Hanley
Levy Barry
Royal Carousel Friesians

And, last but certainly not least, thanks to Nance Allen's husband for running home twice for cables for the projector.

Talent Search

VICE PRESIDENT

The UDS is seeking someone with a variety of skills, e.g. marketing, young adult or adult education, or volunteer program development and a flexible time schedule to fill the Vice-President position. Ideally, this person would have prior volunteer experience, or experience in the not-for-profit sector, or have served on a Board in the past and a WONDERFUL SENSE OF HUMOR.

The UDS Board is looking ahead with a renewed sense of energy bolstered by the prospect of becoming a tax-deductible not-for-profit, the addition of the innovative Short Tour Dressage Program, the April Presentation of the new 2011 Dressage tests and in April 2012, Lilo Fore will be here for a 2-day clinic. We are irresistible. Won't you join us?!

Please call or e-mail Nance Allen, UDS President (801.274.1288 nance@xmission.com) if you have any interest in this position or know of someone who would be a GREAT addition to the board.
See last page for more.

UpComing Events

Ride-A-Test

April 16, 2011

Wasatch Event Center in Heber City

Melissa Creswick "S" Judge

Training thru 4th level

If you would like to participate as a demo rider in this Ride-A-Test clinic, please contact Alison Child at 435-640-3287. The application must be post marked no later than March 11, 2011, so call her today! You can also sponsor this event. The UDS is looking for sponsors to help us continue offering clinics such as the Ride-A-Test and the L Program.

Send articles, pictures, ads, items of interest to

Vicki May

UDS Newsletter
Editor

dressage-
lady@gmail.com

Deadline for
Newsletter is 1st of
each month.

\$50	Name in event program, recognition on the web and newsletter
\$100	1/4 page B&W ad in event program, April newsletter and web page and banner (you provide) in arena
\$250	1/2 page B&W ad in event program, April newsletter and web page and banner (you provide) in arena
\$300	Full page B&W ad in the event program and on web & newsletter and 3' x 5' banner (we provide) in arena
\$500	Full color ad in the event program, (only 3 available) on the web, B&W only in newsletter, 4' x 6' banner the arena (we provide) and 2 free entrance tickets value \$80
\$750	Full color ad in the event program, (only 3 available) on the web, B&W only in newsletter, 4' x 6' banner in the arena (we provide) and on the judge's dais and one ring named after you.

More Clinics

March 10-12—Bill Woods at Annette Coester Barn—contact Ellen Walker

March 18-19—Jeremy Steinberg at Hilltop—contact Margo Gogan

April 1-2—Alfredo Hernandez at Kimball Ranch—contact Stephanie Brown-Beamer

April 13-15—Gary Lawrence at Annette Coester's and Sage Creek—contact Patti Thurman

April 14-15—Mellissa Creswick at Hilltop—contact Margo Gogan

April 29-May 1 Sandy Howard at Kimball Ranch—contact Stephanie Brown-Beamer

April—May Show Schedule

Rose Ranch Spring Dressage Show, Contact Allison Wicks, 801-573-7433—Draper, UT	UDS Short Tour Program	April 23	Open: 3-15 Close: 4-12
2011 Schooling Dressage Series—Pegasus Event Center, Contact Carol 435-830-7365, Grantsville, Utah	Schooling	Apr 30	2 days PTE
Hoofprints Schooling Series, Lynnleigh Farms, Contact: Nance Allen 801-274-1288, Sandy, Utah	Schooling	May 11	Open 30 days PTE, Close 7 days PTE
Idaho Dressage Festival I & II, Contact Nancy Roche, 208-340-1352, Nampa, Idaho	USEF/USDF/UDS/IDEA/ODS	May 7-8	Open: 3-13 Close 4-13
Lynnleigh Farm Dressage Show, Contact Nancy 801-571-5592, Sandy, Utah	UDS Short Tour Program	May 14	Open 4-1 Close: 4-13

CLASSIFIED AD RATES

Newsletter Ads will also be run on the UDS website for no additional charge.
 UDS Members receive 100 free words per year per member in the classifieds.

Make checks payable to
 Utah Dressage Society
 P. O. Box 562
 Draper, Utah 84020 or


Rates for Display Ads: (includes a photo)
 Full Page \$50.00 per issue
 Half Page \$25.00 per issue
 Business Card \$15.00 per issue

Use PayPal to pay for your ads. Be sure to notate on check or PayPal that the payment is for a Newsletter Ad.

Deadline for Newsletters is the 5th of each month. Ads must be paid for before this time.

Rates for Classified Ads:
 Up to 25 words \$5.00
 Up to 50 words \$10.00

clas-



**PREMIER
EQUESTRIAN**

10% off


Helmets for all UDS Members

coupon code HEL0111

Effective March 1, 2011 riders will be required to use certified protective headgear. To help encourage safe riding Premier Equestrian is offering UDS Members 10% off on a new Charles Owen Helmet with free shipping.

Charles Owen is the only manufacturer that has a wide range of helmets that are independently certified to the most recognized standards in the world.

To view size chart, styles and size visit us at
<http://www.dressagearena.net/pages/helmetsgloves.html>
 Redeem your coupon on line at
www.PremierEquestrian.com



Ride-A-Test Demo Riders and Sponsorships

If you would like to participate as a demo rider in the April 16th Ride-A-Test Clinic in Heber, contact Alison Child at 435-640-3287 for an application. The application must be post marked no later than March 11th, so call her today.

If you would like to be a sponsor of the Ride-A-Test Clinic and help the UDS put on more clinics of this caliber and the caliber of the L Program, this is what you would get for your sponsorship:

- \$50 Name in event program, recognition in the UDS Newsletter and on the UDS web site
- \$100 1/4 page B&W ad in event program and in the April UDS Newsletter and web and banner (you provide) in arena
- \$250 1/2 page B&W ad in event program and in the April UDS Newsletter and web and banner (you provide) in arena
- \$300 Full page B&W ad in event program and in the April UDS Newsletter and web and a 3' x 5' banner (UDS provides) in arena
- \$500 Full color ad in the event program (only 3 available) and on the UDS web site and UDS Newsletter (B&W only) 4' x 6' banner (UDS provides) in the arena plus two free entrance tickets value \$80.00
- \$750 Full color ad in the event program (only 3 available) and on the UDS web site and UDS Newsletter (B&W only) 4' x 6' banner (UDS provides) in the arena and on the judge's dais and one ring named after you.

Classified Ads

European Tailors

Riding Apparel



Proudly, we present our display of fashion garments for riding apparel. For over 40 years we have brought fine quality workmanship to tailoring, with our experience and expertise to custom made riding apparel.


In offering an array of Saddle Habits (Formal and Informal, notched and peaked lapels) and Hacking Jackets – complemented by the finest line of fabrication (over 500 each season) both imported and domestic – we bring a most unique and thorough service to riding apparel.

In the world of show horses, appearance is everything. Our fine fabrics will enhance your look to achieve your optimum goal.

We are here to give you the finest Custom Tailored Riding Apparel you have ever had.

To design your wardrobe call 801-278-6980
4689 1/2 South Holladay Blvd.
Salt Lake City, Utah 84117

Sincerely, Michael Albert
(Designer)



Riding School Figures Correctly by Trisha Green

Riding school figures and movements accurately in dressage tests helps you to earn points. This is not because they look nicer or conform to a certain pattern, rather, riding them successfully give the judges information about the way the horse is ridden about the control the rider has over him. Furthermore, only through accuracy can you achieve the desire gymnastic effect of an exercise. Circles that have edges or are egg-shaped show, for example, the horse is not completely on the outside rein, lateral bend is missing, and he is pressing against the rider's inside leg. And, these misshaped circles render the purposes of riding a circle—improving lateral mobility in the muscles and increased weight bearing from the inside leg—useless. Only when the rider remains exactly on the line of a school figure, at every step, stride or jump, can you give the aids that will lead to systematic work with the horse—instead of merely rattling off movements.

Heiner Schiergen

From *“Dressage School” A Sourcebook of Movements and Tips*

Demonstrated by Olympian Isabell Werth

Written by Britta Schoffmann

This quote from *“Dressage School” A Sourcebook of Movements and Tips* should make us all think harder about those movements we are riding daily. The book is about riding the movements and school figures and exercises in dressage. The 'Directive ideas' inside of our Dressage Illustrated test booklets include the preferred essence of movements. However, it seems to me that the actuality of correctly riding these movements for good scores of the leg yield, the shoulder-in, the half pass, the tempis, and the pirouette is based on our basic ability to ride our horse on the true line of a circle or a straight line. This requires that our horse be judiciously on our aids. How do we accomplish this?



There is a great quote of Steffen Peters that appears in an article in the *Centaur*, August, 2010 and summarizes keeping a horse on our aids. Steffen said, *“People say I’m good with tempis and I say I just have high standards for the basic transitions.”* In the last three years, I have had the privilege of watching Steffen and his wife, Shannon ride on a daily basis. Their riding is exacting and their corrections are quick. Through observing these great riders and their staff of trainers, riding dressage for me, with their influence, has become more even more thoughtful and precise.

When I am riding the first thing I ask myself is how is my position? I see Shannon Peters in my mind’s eye—her perfect equitation, her subtle softness while maintaining her correct position. She is poised and ready to communicate with her horse and to correct her horse. So when you are executing a circle, is your horse straight through the circle? Are the hind hooves following the front hooves? Is the horse bent through the ribcage? Are you influencing him with your correct position? Do you have too much ‘neck bend’? Have you captured the shoulders? Is your rhythm certain and correct? Is your horse soft through the lower jaw, accepting your rein aid? What are your hands doing? Is your connection ‘alive’ or is it just unconscious and busy? Ask yourself, are your hands just dead in the connection? Is there a big toothy fight going on in front of you?

To train and supple our horses; we must be diligent in our riding. The simple circle stretches the outside of our horse and compresses the inside working our horse through his back. The circle asks the horse to put more weight on the inside hind and to reach further underneath his body. They learn to do it right or they learn to evade and hold their favorite position in their body and tighten up in their muscles. It is up to us, hopefully with the bigger brain to guide them. So when you are working and things don’t go right ask yourself, is my equitation correct? Are my feet underneath my hips and are my shoulders aligned to my horse’s shoulders? Is my stomach firm and my hips subtle and yielding when needed? Am I tall in the saddle? Am I falling outside of the circle with my body going with the “G” forces, or am I holding my position correctly, am I weighting the inside stirrup slightly? Am I aiding my horse with my calves, keeping him on the correct geometric circle and executing this movement properly?

“The forward/sideways leg aid brings the horse’s inner hind leg better underneath the rider and closer to the center of gravity. In the moment the inner hind leg of the horse tracks properly, the inner side of the horse’s body will become hollow and the inside rein will become soft. At nearly the same time, the horse will step into the outside rein, which the rider feels as a good steady contact in his hand. It is indeed a wonderful experience to be able to control the entire horse with a single rein and the seat” [and inner leg]. “Every dressage horse must eventually reach this stage and the best way to achieve it is to work on the circle.” [Source: Karl Mikolka]

We cannot expect our horse to Hop-to if we are not. When you get on your horse, do you flop down onto his back or do you carefully place yourself up there with the idea of great communication and harmony between the two of you. What is your desired result from your riding session? This is a thinking man’s sport and art; we have to look to ourselves.

Bio

Tisha Green and her stallion, Ser Gioveto, are training with David Blake at The S. Peters facility at Arroyo Del Mar in Del Mar, California. Tisha and Ser are showing Prix St George and schooling Intermediate 1. She also rides with Shannon Peters and Lientje Schuler.

UTAH DRESSAGE SOCIETY
MEET THE NEW 2011 DRESSAGE TESTS
with Melissa Creswick, "S" Judge

When: April 16, 2011 Registration/Check-in 8AM
Program begins 8:45 AM

Where: Wasatch Event Center in Heber
Directions: Hwy 40 into downtown Heber, WEST on SR 113,
Turn SOUTH (Left) on 1200 W (South Field Rd),
First Left into Event Center parking

What: 2011 USEF Dressage Tests Demonstration

Nutrition: Morning snacks, coffee/soda, lunch & early afternoon snacks available on-site

Cost: \$40 if postmarked by April 9, 2011
*******\$10 DISCOUNT**-current UDS member-postmarked by April 9th*****
\$75 at the door, or late registration

Name _____ Phone _____
Address _____ Cell _____
City _____ E-mail _____
State _____ Zip _____

UDS Member	\$30	\$ _____
Non-UDS Member	\$40	\$ _____
At the door, late registration	\$75	\$ _____
Become UDS member at the door	\$80	\$ _____
TOTAL		\$ _____

Make Check Payable To: UDS
Mail To: Nance Allen, 2700 Kentucky Ave, Holladay, UT 84117
Additional Info: nance@xmission.com OR 801.274.1288



Utah Dressage Society

A tax exempt, not for profit organization IRS-501(c)(7)

PO Box 562 Draper, Utah 84020 www.utahdressagesociety.net

Utah Dressage Society Membership Application

Membership Year: _____
First Name: _____
Last Name: _____
Street Address: _____
City: _____
State: _____
ZIP: _____
Phone: _____
E-mail: _____

The information entered above will be published in the UDS Omnibus. Personal information is for UDS purposes only and will not be sold.

Check here for an "unlisted" phone number and email in the omnibus

Division: **\$40** Junior/YoungRider _____
\$50 Adult Amateur _____ Open _____ Owner _____

USEF Number: _____ Required for AA Riders (or enter "none")

Rider's Date of Birth: _____ mm/dd/yy if < age 22 otherwise enter Adult

Name on check: _____ if different from Member Name

Check Number: _____

If you are the OWNER of a horse, fill in the information below. Otherwise, you are done!

Horse's Show name: _____

Horse's USDF or HID number: _____

Send Payment to: UDS, PO Box 562, Draper, UT 84020

Utah Dressage Society
P. O. 562
Draper, Utah 84020

We're on the Web
<http://www.utahdressagesociety.net>
Facebook: Utah Dressage Society



Classified Ads

TISHA GREEN
DRESSAGE

phone 435.655.5503
email tgreen@tishagreendressage.com



teaching the art of classical dressage

www.tishagreendressage.com

Time to Renew your UDS Membership.

The UDS will **NOT** raise its membership fee for this year. The USDF has raised their fees, but we will keep our dues at \$50.00 for adults and \$40.00 for JRs. (\$20.00 of that goes to the USDF.) You can print a form from the UDS Website and mail in your membership form or use PayPal and pay on-line. If you need a copy of the Membership form, contact Kay vanPatter at 801-968-9227. If you haven't renewed your membership, this will be your last newsletter . :).